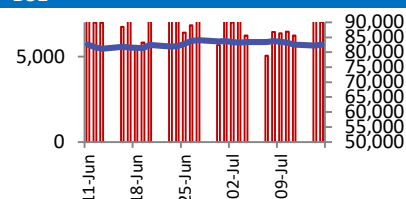
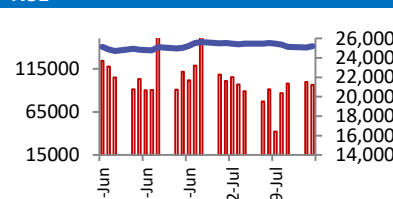


## BSE



Open	82538
High	82538
Low	82010
Close	82253
Change	-247
Volume (Lacs)	9781
Turnover (Rs.inCr)	8162

## NSE



Open	25090
High	25245
Low	25088
Close	25196
Change	114
Volume(Lacs)	42033
Turnover(Rs.in Cr)	96302

World Markets	Current	Previous	Pt. Chg	Var(%)
Dow	44023	44460	(436)	-1.0%
Dow Futures	44185	44247	(62)	-0.1%
Nasdaq	20678	20640	37	0.2%
FTSE	8938	8998	(60)	-0.7%
Nikkei	39642	39678	(36)	-0.1%
Hang Seng	24683	24590	92	0.4%
Gift Nifty	25170	25266	(96)	-0.4%
Straits Singapore	4131	4120	11	0.3%
South Korea	3194	3215	(21)	-0.7%
Taiwan	23098	22836	262	1.1%
Shanghai	3496	3505	(9)	-0.3%

Commodity Prices	Current	Previous	Pt. Chg	Var(%)
Copper (\$/MT)	9646	9619	27	0.3%
Alumin (\$/MT)	2581	2592	(12)	-0.4%
Zinc (\$/MT)	2697	2730	(33)	-1.2%
Brent Crude (\$/bbl)	69	69	0	0.3%
Gold (\$/Ounce)	3328	3325	4	0.1%
Silver (\$/Ounce)	38	38	0	0.2%
Light Crude (\$/bbl)	67	67	0	0.5%
N G (\$/mmbtu)	4	4	0	0.3%
Sugar (\$/MT)	479	470	8	1.7%
Rubber (Rs./kg)	209	208	1	0.5%
Baltic Dry Index	1866	1783	83	4.7%

Currency Exchange Rate	Current	Previous	Var(%)
Rs./ \$ rate	85.82	85.99	-0.20%
Rs./ Euro	100.28	100.54	-0.25%
Rs./Chinese Yuan	11.95	11.95	0.02%
Yen / \$ rate	148.90	148.88	0.01%
\$ US/Euro	1.16	1.16	0.09%

Dollar Index	Current	Previous	Var(%)
Dollar Index	98.58	98.62	-0.04%

Support/ Resistance Levels for Today		
	Nifty	Bank Nifty Fut
Support 1	25100	57000
Support 2	25000	56740
Resistance	25270	57540

Securities in Ban For Trade	
RBLBANK	HINDCOPPER
GLENMARK	

## Market Review

**US:** Most U.S. stocks fell after an update on inflation hurt Wall Street's hopes for lower interest rates. The S&P 500 fell 0.4% Tuesday, and the Dow Jones Industrial Average lost 1%.

**Asia:** Asian stocks fell at the open on Wednesday after mixed US inflation data spurred traders to trim Federal Reserve interest rate-cut bets. The MSCI regional gauge dropped 0.4% with losses in Australia, Japan and South Korea.

**India:** India's benchmark equity indices snapped four sessions of losses to close higher on Tuesday, led by gains in auto and financial stocks. **Market is expected to open on a gap down note and likely to witness a sideways move during the day.**

**Global economy:** Dallas Federal Reserve President Lorie Logan said that the central bank will likely have to keep interest rates steady for longer to ensure inflation remains low, amid upside risks from Donald Trump's trade tariffs. But Logan said that there remained a possibility that softer inflation and a weakening labour market will make the case for interest rate cuts fairly soon. My base case is that we'll need to keep interest rates modestly restrictive for some time to complete the work of returning inflation sustainably to the 2 percent target, Logan said at the World Affairs Council of San Antonio.

A Mexican regulator slapped three financial institutions with administrative fines but the government reiterated that despite U.S. sanctions on them for alleged money laundering, there was no conclusive evidence of wrongdoing. Last month, the U.S. prohibited certain transactions with Mexico's CIBanco, InterCam Banco and Vector Casa de Bolsa as part of its fentanyl sanctions. If we have conclusive information that proves illicit activities of these three financial institutions, we will act with the full force of the law, the finance ministry said in a statement.

**Commodities:** Oil prices rose on Wednesday on expectations of steady demand in the U.S. and China, the world's two largest oil users, amid an improving economic outlook.

Gold prices edged higher on Wednesday, as investors digested economic data showing an increase in U.S. consumer prices last month and awaited further clarity on U.S. President Donald Trump's trade policy.

**Currency:** The U.S. dollar rose alongside Treasury yields on Wednesday, which in turn kept pressure on the yen after the latest U.S. inflation report showed signs that President Donald Trump's tariffs were beginning to feed into prices.

**FII Derivative Transactions (Rs. Cr)**

Contracts	Purchase		Sell		Net	Open Interest (OI)		OI (Previous day)		Change	
	Contract	Value	Contract	Value	Value	Contract	Value	Contract	Value	Contract	Value
Index Future	12640	2427	13398	2581	(154)	194418	37180	191032	36356	3386	824
Index Option	4078807	773217	4054800	768880	4337	1506224	286376	1499915	283843	6309	2533
Stock Future	271960	18686	268838	18568	118	5559119	390717	5552461	387593	6658	3124
Stock Option	275448	19791	277210	19925	(134)	774275	54221	770735	53609	3540	612
<b>Total</b>	<b>4638855</b>	<b>814121</b>	<b>4614246</b>	<b>809954</b>	<b>4167</b>	<b>8034036</b>	<b>768494</b>	<b>8014143</b>	<b>761401</b>	<b>19893</b>	<b>7093</b>

FII All Activity-BBG (Rs Cr)		Buy	Sell	Net
8-Jul-25		12845	12561	284
9-Jul-25		13786	13114	672
10-Jul-25		12025	11185	840
11-Jul-25		12859	17354	(4495)
14-Jul-25		18434	19224	(789)
<b>Month to date- July</b>		<b>131149</b>	<b>133424</b>	<b>(2275)</b>
FII (Prov.) (Rs Cr)		Buy	Sell	Net
9-Jul-25		12604	12529	74
10-Jul-25		11187	10601	586
11-Jul-25		11737	16892	(5156)
14-Jul-25		15180	16810	(1629)
15-Jul-25		11209	11105	104
<b>Month to date-July</b>		<b>125564</b>	<b>137084</b>	<b>(11521)</b>
DII (Prov.) (Rs. Cr)		Buy	Sell	Net
9-Jul-25		12976	11939	1037
10-Jul-25		11582	11561	21
11-Jul-25		15373	11890	3483
14-Jul-25		14166	12345	1821
15-Jul-25		13324	11846	1478
<b>Month to date-July</b>		<b>142013</b>	<b>127654</b>	<b>14359</b>
FII Debt - BBG (Rs. Cr)		Buy	Sell	Net
8-Jul-25		1714	1269	445
9-Jul-25		996	1568	(573)
10-Jul-25		1023	1394	(371)
11-Jul-25		1208	914	294
14-Jul-25		2145	659	1486
<b>Month to date- July</b>		<b>16943</b>	<b>15315</b>	<b>1628</b>

Market Breadth	BSE		NSE	
	No.	%	No.	%
Advance	2504	59%	1904	64%
Decline	1558	37%	1004	34%
Unchanged	153	4%	80	3%

Market Turnover	15-Jul	14-Jul	Var (%)
BSE Cash	7012	8162	-14%
NSE Cash	96302	99598	-3%
NSE Futures	96804	95719	1%
NSE Options	12575260	11218100	12%
Total (Rs.Cr)	12775378	11421578	12%

Volatility Index	15-Jul	14-Jul
Volatility Index	11.48	11.98

Index PE - TTM	15-Jul	Yr. High	Yr. Low
Sensex	23.6	25.2	20.3
Nifty	22.7	24.4	19.6

**Corporate News**
**Biocon Biologics has received US FDA approval for KIRSTY**

Biocon's subsidiary, Biocon Biologics, has received approval from the US FDA for KIRSTY (Insulin Aspart-xjhz), 100 units/mL, as the first and only interchangeable biosimilar to NovoLog (Insulin Aspart). KIRSTY is a rapid-acting human insulin analog, indicated to improve glycemic control in adult and pediatric patients with diabetes mellitus. (NDTV)

**Sum of parts Dixon ties up with two China Cos**

Dixon Technologies plans a ₹1,000 crore investment. The goal is to manufacture key components. This includes camera and fingerprint modules. A joint venture with Chongqing Yuhai is set. It will produce precision components. Dixon will acquire a majority stake in Kunshan Q Tech India. This move strengthens backward integration. It also aligns with the government's component scheme. (ET)

**Zydus Lifesciences received final approval from US FDA for Celecoxib capsules**

The company has received final approval from the US Food and Drug Administration (USFDA) for its Celecoxib capsules, which will be available in 50 mg, 100 mg, 200 mg, and 400 mg strengths. Celecoxib is used to treat pain and inflammation caused by various conditions such as arthritis, ankylosing spondylitis, and menstrual pain. (MC)

**Economy**
**India's goods exports in June flat at \$35.14 bn**

India's goods exports in June 2025 remained flat at \$35.14 bn YoY pulled down by the petroleum and gems & jewellery sectors. Trade deficit, however, narrowed to a four-month low of \$18.78 bn in June 2025, as imports declined by a higher 3.71 per cent (y-o-y) during the month to \$53.92 bn with a fall in crude oil and gold. (ET)

**June jobless rate: Rural unemployment fell to 4.9% while the urban rate rose to 7.1%**

Youth unemployment edged up in June, with 15.3% of individuals aged 15-29 who were working or seeking work remaining jobless, up from 15% in May. The rate was higher among females (17.4%) than males (14.7%). (ET)

**International**
**Rio Tinto's 2<sup>nd</sup> Qtr iron ore shipments rise 13% sequentially**

Rio Tinto reported a 13% sequential rise in second-quarter iron ore shipments on Wednesday, rebounding from extreme weather-related disruptions earlier this year. The world's largest iron ore producer shipped 79.9 million metric tonnes (Mt) of the steel-making commodity from its Pilbara operations in the three months ended June 30, up from 70.7 Mt shipped in the March quarter. (Invst)

Top 5 Nifty Gainers	15-Jul	14-Jul	Var(%)
HEROMOTOCO	4454	4252	4.8%
BAJAJ-AUTO	8311	8088	2.8%
SUNPHARMA	1728	1683	2.7%
SHRIRAMFIN	684	670	2.2%
APOLLOHOSP	7361	7220	1.9%
Top 5 Nifty Losers	15-Jul	14-Jul	Var(%)
HCLTECH	1566	1620	-3.3%
ETERNAL	266	271	-1.5%
SBILIFE	1825	1851	-1.4%
HDFCLIFE	757	765	-1.0%
TATASTEEL	159	160	-0.9%

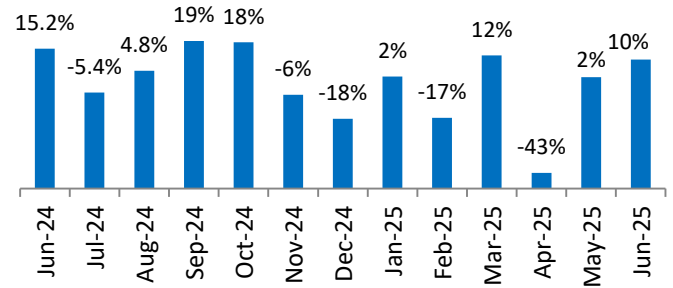
BSE Index Watch	Last	1 day	1 wk	1 mth	1 yr
SENSEX	82571	0.4%	-1.4%	0.9%	2.3%
MIDCAP	46985	0.8%	0.5%	1.9%	-1.8%
SMLCAP	55318	1.0%	1.4%	3.3%	1.9%
AUTO	53501	1.5%	0.3%	2.1%	-7.4%
BANKEK	63775	0.3%	-0.4%	1.2%	5.8%
Capital Goods	71409	0.7%	-1.0%	1.5%	-4.1%
FMCG	20779	0.8%	1.7%	3.1%	-5.3%
Health Care	45352	1.1%	1.9%	2.7%	17.0%
IT	36839	0.5%	-3.5%	-4.1%	-7.8%
METAL	31323	0.1%	-1.0%	1.0%	-5.6%
Oil & Gas	27997	0.5%	-1.9%	1.8%	-11.8%
Power	6925	0.3%	0.1%	2.4%	-14.1%
Realty	7644	0.8%	0.2%	-3.4%	-13.1%

Margin Trading Disclosure (Rs. In Cr)	Last	1 day	1 wk	1 mth	3 mth
Op. Scripwise Outstanding	88317	0.6%	1.9%	4.7%	29.1%
Fresh Exposure	5540	-9.0%	-3.2%	-2.6%	31.1%
Exposure liquidated	5628	2.6%	4.8%	-7.1%	16.4%
Closing Net scripwise outstanding	88228	-0.2%	1.3%	5.1%	30.1%

NSE USD Futures	15-Jul	14-Jul	Var (%)
June Expiry (Rs./\$)	85.02	85.02	0.0%
July Expiry (Rs./\$)	85.98	85.98	0.0%
Total Turnover (Rs. Crore)	1426	1275	12%

Sectors	TTM PE
Auto	31.38
Auto Ancillary	42.9
Banking	14.48
Engineering	51.18
Cement	70.93
Diamonds & Jewellery	44.7
Housing Finance	24.53
Infrastructure & Const	28.76
Metals-Aluminium	29.54
Metal – Steel	18.48
Oil Expl.	7.25
Pharma	10.06
Power – Gen. Supp.	41.25
Information Tech.	28.42
Sugar	18.54
Telecom Serv. Prov.	39.41
Tyres	33.06

### Hero Moto: Monthly Sales Volume Growth (YoY) (Source: Company Data)



10 year G-Sec Yield	Current	Previous	Change
US	4.48%	4.48%	(1) bps
Japan	1.60%	1.58%	2 bps
India	6.31%	6.32%	(1) bps
UK	4.63%	4.60%	3 bps
Libor 3 Mths	4.85%	4.85%	(0) bps

Indian Eco Data	Current	Previous	Var(%)
Forex Reserve (US\$ in bn)	602	700	-14.0%
Inflation - WPI	-0.13%	0.39%	(52) bps
Inflation - CPI	2.10%	2.82%	(72) bps

India GDP	Q3FY25	Q2FY25	Var(%)
Growth	7.38%	6.40%	98 bps

Monetary Policy	Current	Previous	Change
Repo Rate	5.50%	6.00%	(50) bps
Reverse Repo Rate	3.35%	3.35%	0 bps
CRR	4.00%	4.00%	0 bps
O/S Banking System Liquidity (Rs bn)	3018	3054	(36.0)

IIP Growth %	May-25	May-24	Apr-Feb
IIP	1.2	6.2	3.1
Capital Goods	2.4	7.0	6.2
Mining	0.4	1.3	2.2
Manufacturing	3.0	5.9	4.2
Electricity	6.3	8.6	3.8

### ADR Price Movement

Company	Price (US\$)	Volume	Previous Day Price	Volume	Variance (%)	No. of Share Per ADR	ADR Price (Rs.)	BSE Price	Variance (%)
Infosys Tech	18.22	14013677	18.01	14495423	1.17%	1	1563.57	1585.60	-1.4%
Wipro	2.90	10713049	2.88	9146548	0.69%	1	248.87	257.40	-3.3%
Dr.Reddy's	14.53	1430732	14.56	992348	-0.21%	1	1246.91	1260.90	-1.1%
ICICI Bank	33.20	3158897	33.20	4217402	0.00%	2	1424.55	1430.80	-0.4%
HDFC Bank	75.25	1370105	75.21	2262639	0.05%	3	2152.56	1995.50	7.9%

### GDR's (US\$)

	Prices	Prev. Close	Change	Var %
L&T	40.70	40.75	(0.0)	-0.1%
RIL	68.80	68.80	0.0	0.0%
SBI	94.60	94.00	0.6	0.6%

US Economy Data	Current	Previous
Inflation (%) (YoY)	2.70%	2.40%
Unemployment (%)	4.10%	4.20%

Interest Rate (%)	Current	Previous
Fed Rate	4.50%	4.50%

US GDP	Q2CY25	Q1CY25
Growth (QoQ Annualized)	-0.50%	2.40%

China Economy Data	Current	Previous
GDP	5.20%	5.40%
Inflation – CPI (%)	0.10%	-0.10%

### Economic Calendar

	Date
Indian GDP Data	29 Aug
Indian Inflation Data CPI	12 Aug
Indian Inflation Data WPI	14 Aug
Indian Monetary Policy	06 Aug
India's Industrial Production (IIP)	28 July
US Inflation Data	To be announced
US GDP	30 July
US Unemployment Data	01 Aug
US Fed Rate	30 July
China GDP	20 Oct
China Inflation Data	09 Aug

### Event Update

Name	Date	Purpose
Anant Raj Ltd.	16/07/25	Rs.0.73 per share(36.5%)Final Dividend
Ashok Leyland Ltd.	16/07/25	Bonus issue
Avadh Sugar & Energy Ltd.	16/07/25	Rs.10.00 per share(100%)Final Dividend
B&A Packaging India Ltd.	16/07/25	Rs.1.00 per share(10%)Final Dividend
DJ Mediaprint & Logistics Ltd.	16/07/25	Rs.0.10 per share(1%)Final Dividend
Piramal Pharma Ltd.	16/07/25	Rs.0.14 per share(1.4%)Final Dividend
Tata Consultancy Services Ltd.	16/07/25	Interim Dividend
TCI Express Ltd.	16/07/25	Rs.2.00 per share(100%)Final Dividend
Ultramarine & Pigments Ltd.	16/07/25	Rs.6.00 per share(300%)Final Dividend
Coromandel International Ltd.	17/07/25	Rs.6.00 per share(600%)Final Dividend
GHCL Ltd.	17/07/25	Rs.12.00 per share(120%)Final Dividend
Graphite India Ltd.	17/07/25	Rs.11.00 per share(550%)Dividend
Oriental Hotels Ltd.	17/07/25	Rs.0.50 per share(50%)Final Dividend
PDS Ltd.	17/07/25	Rs.1.70 per share(85%)Final Dividend
Afcons Infrastructure Ltd.	18/07/25	Rs.2.50 per share(25%)Final Dividend
ASK Automotive Ltd.	18/07/25	Rs.1.50 per share(75%)Final Dividend
Bajaj Electricals Ltd.	18/07/25	Rs.3.00 per share(150%)Final Dividend
Bharti Airtel Ltd.	18/07/25	Rs.16.00 per share(320%)Final Dividend
Bharti Airtel Ltd. - (Partly Paid up Equity Shares (Rights Issue))	18/07/25	Rs.4.00 per share(320%)Final Dividend
Birlasoft Ltd.	18/07/25	Rs.4.00 per share(200%)Final Dividend
Blue Star Ltd.	18/07/25	Rs.9.00 per share(450%)Final Dividend
CE Info Systems Ltd.	18/07/25	Rs.3.50 per share(175%)Final Dividend
Cummins India Ltd.	18/07/25	Rs.33.50 per share(1675%)Final Dividend
Dabur India Ltd.	18/07/25	Rs.5.25 per share(525%)Final Dividend
Dhanuka Agritech Ltd.	18/07/25	Rs.2.00 per share(100%)Final Dividend
Dollar Industries Ltd.	18/07/25	Rs.3.00 per share(150%)Final Dividend
Elgi Equipments Ltd.	18/07/25	Rs.2.20 per share(220%)Final Dividend
GIC Housing Finance Ltd.	18/07/25	Rs.4.50 per share(45%)Final Dividend



## Bulk Deal As On 15/07/25

BSE					
Security Code	Security Name	Client Name	Deal	Quantity	Price
538351	AFEL	SEIFER RICHARD MASCARENHAS	S	410000	2.6
544425	AJCJEWEL	ASHISH RATHI	B	32400	101.18
532335	AMBICAAGAR	RIMPY MITTAL	S	172731	30.07
532335	AMBICAAGAR	RIMPY MITTAL	B	102731	29.03
512149	AVANCE	WHAMIA TRADERS LLP	B	12000000	1.1
511664	BGIL	MULTIPLIER SHARE & STOCK ADVISORS PRIVATE LIMITED	S	62687	10.82
539175	BLUEGOD	SHAILESH DHAMELIYA	S	643015	18.51
544442	CHEMKART	SANDEEP SINGH	B	69600	247.98
512301	CHMBBRW	KALPANA MAHENDRA AVLANI	S	95000	10.38
512301	CHMBBRW	NEO APEX VENTURE LLP	B	120965	10.38
544440	CRYOGENIC	MANSI SHARE AND STOCK BROKING PRIVATE LIMITED	S	204000	107.73
512441	ENBETRD	NIRAV DINESHBHAI CHAUDHARI	S	18128785	0.49
539032	FRASER	KUBER EQUITY SERVICES LLP	S	43946	9.43
544444	GLEN	MANSI SHARE AND STOCK BROKING PRIVATE LIMITED	B	180000	159.62
544444	GLEN	SB OPPORTUNITIES FUND I	B	165600	157
539222	GROWINGTON	AMAIRA FINVEST PRIVATE LIMITED	B	7500000	1.28
539222	GROWINGTON	DILIP NANJI CHHEDA	S	5000000	1.28
539222	GROWINGTON	MULTIPLIER SHARE & STOCK ADVISORS PRIVATE LIMITED	S	10398548	1.28
539222	GROWINGTON	SHIVAAY TRADING COMPANY	B	5000000	1.28
526717	HPBL	BRIDGE INDIA FUND	B	73000	175.4
526717	HPBL	KHODEEAR ENTERPRISE LLP LLP	B	57000	175.4
543916	HSIL	SURESH ZUNZUNWALA	B	60000	172.57
540377	IFL	MANDAKINIBEN PRADYUMANBHAI PATEL	S	4800000	0.93
544334	INDOBELL	JITENDRA BALDWA	B	48000	136.58
540360	LLFICL	DIVYAYUDH TRADING PRIVATE LIMITED	B	2500000	5.99
540360	LLFICL	MILAN JAYVANTLAL MITHAN(HUF)	B	2500000	5.99
540360	LLFICL	NOVA GLOBAL OPPORTUNITIES FUND PCC - TOUCHSTONE	S	8944272	5.99
534422	LOOKS	MULTIPLIER SHARE & STOCK ADVISORS PRIVATE LIMITED	B	150000	8.31
543874	MAIDEN	NIVEDITA GARG	S	100000	80.9
544441	METAINFO	NEO APEX VENTURE LLP	S	52000	247.5
544441	METAINFO	NEO APEX VENTURE LLP	B	127200	235.65
544441	METAINFO	SURENDRA KUMAR JAIN	B	100000	245.19
541337	MILEFUR	KHATRI MAHMADYUNUS	B	57000	7.64
541337	MILEFUR	MULTIPLIER SHARE & STOCK ADVISORS PRIVATE LIMITED	S	87000	7.63
535910	MMLF	KARUNA KISHOR KADAM	S	1000005	1.54
542206	NIVAKA	INVESTI GLOBAL OPPORTUNITY FUND PCC - CELL 1	B	679168	3.55
519191	RGRL	COPO HOLDINGS PRIVATE LIMITED	S	860537	6.91
519191	RGRL	DRISHTI BUNDELA	S	140846	6.95
519191	RGRL	DRISHTI BUNDELA	B	193619	6.75
519191	RGRL	MSB E TRADE SECURITIES LIMITED	B	275000	7.08
512399	SERA	ACHINTYA SECURITIES PVT. LTD.	S	370000	35
512399	SERA	PATEL SANJAY RAMESHCHANDRA-HUF	B	450000	35
540259	SHANGAR	AVENUE BUSINESS CENTER PRIVATE LIMITED	S	4952134	0.52
540259	SHANGAR	HARPREET SINGH GREWAL	B	2999997	0.52
531205	SPRIGHT	PARMAR HETALBEN CHANDUBHAI	S	9576184	2.92
531205	SPRIGHT	PARMAR HETALBEN CHANDUBHAI	B	2960812	2.92
538970	WARDINMOBI	RADHAMANI INDIA LIMITED	S	1856892	13.31
524661	WELCURE	MANISH RAJPUT	S	690000	11.71
540550	YUG	FALU ENTERPRISE LLP	B	75900	30
540550	YUG	SANTOSHKUMAR RAMJILAL SARASWAT	S	89700	30

## NSE

Security Code	Security Name	Client Name	Deal	Quantity	Price
CAPTRU-RE	Capital Trust Ltd	GANUGAPENTA RAGHURAM	BUY	100000	0.36
CURAA	Cura Technologies Limited	MULTIPLIER SHARE & STOCK ADVISORS PRIVATE LIMITED	SELL	3919	195.68
DIL	Debock Industries Limited	JR SEAMLESS PRIVATE LIMITED	SELL	2217868	1.98
FALCONTECH	Falcon Technoproj Ind Ltd	SHRISHTI AGRAWAL	SELL	31200	17.25
FALCONTECH	Falcon Technoproj Ind Ltd	THE PATNA ELECTRIC SUPPLY COMPANY LIMITED	SELL	30000	17.21
GATECH	GACM Technologies Limite	MANDAKINIBEN PRADYUMANBHAI PATEL	SELL	6181653	0.78
GATECH	GACM Technologies Limite	SHUBHAM ASHOKBHAI PATEL	BUY	7500000	0.84
GATECH	GACM Technologies Limite	VAGHANI VIRAJ	SELL	12481138	0.78
GVPTECH-RE	GVP Infotech Ltd	LINKSTAR TRUST	SELL	490000	0.59
GVPTECH-RE	GVP Infotech Ltd	MUHAMMED ZILLUR RAHMAN	BUY	170000	0.57
WHITEFORCE	Happy Square Outsourc S L	ISHAAN TRADEFIN LLP	SELL	81600	77.34
WHITEFORCE	Happy Square Outsourc S L	MANSI SHARE AND STOCK BROKING PRIVATE LIMITED	BUY	190400	76.6
WHITEFORCE	Happy Square Outsourc S L	NEO APEX VENTURE LLP	SELL	160000	76.72
WHITEFORCE	Happy Square Outsourc S L	TAVIJ BORKAR	BUY	62400	78.59
INFOLLION	Infollion Research Ser L	AJAY KUMAR AGGARWAL	SELL	74000	460.17
JAINIK	Jainik Power Cables Ltd	RAJ GOEL	BUY	96000	94.65
MASFIN	MAS Financial Serv Ltd	BUSINESS EXCELLENCE TRUST III	SELL	2000000	305
MASFIN	MAS Financial Serv Ltd	BUSINESS EXCELLENCE TRUST III	SELL	2000000	305
MASFIN	MAS Financial Serv Ltd	NIPPON INDIA MUTUAL FUND	BUY	2000000	305
MASFIN	MAS Financial Serv Ltd	NIPPON INDIA MUTUAL FUND	BUY	2000000	305
RTL	Rama Telecom Limited	ASNANI STOCK BROKER PRIVATE LIMITED - ERROR ACCOUNT	SELL	122000	69.95
RTL	Rama Telecom Limited	LIFE LINE MARKETING PVT LTD.	BUY	100000	69.95
SAMAY	Samay Project Services L	SHINE STAR BUILD CAP PVT LTD	SELL	104000	34.13
SEPCPP	SEPC Rs.5 ppd up	AAR FIN BROKERS PVT LTD	SELL	2500000	7.06
SMARTEN	Smarten Power Systems Lt	MANSI SHARE AND STOCK BROKING PRIVATE LIMITED	SELL	114000	148.62
SUMEETINDS	Sumeet Ind Limited	MULTIPLIER SHARE & STOCK ADVISORS PRIVATE LIMITED	SELL	59792	137.78
TVSINVIT	TVS Infrastructure Trust	AMBIT WEALTH PRIVATE LIMITED	SELL	5325000	101.97
TVSINVIT	TVS Infrastructure Trust	HARSHVARDHAN PROPERTIES PVT LTD	BUY	1000000	102
TVSINVIT	TVS Infrastructure Trust	LARSEN & TOUBRO LIMITED	SELL	1375000	100.52
TVSINVIT	TVS Infrastructure Trust	SARGAM RETAILS PRIVATE LIMITED	BUY	1925000	102
TVSINVIT	TVS Infrastructure Trust	YASHVARDHAN ESTATE AND DEVELOPERS PRIVATE LIMITED	BUY	1000000	102
VAISHALI	Vaishali Pharma Limited	KABRA PRIYA	BUY	558549	12.55
VINEETLAB	Vineet Laboratories Ltd	SHYAM JI ENTERPRISE	SELL	46405	30.49
WINSOME	Winsome Yarns Limited	GLADIOLUS PROPERTY AND INVESTMENTS PRIVATE LIMITED	BUY	500000	1.86
WINSOME	Winsome Yarns Limited	PIYUSH SECURITIES PRIVATE LIMITED	SELL	527850	1.86

#### Disclosure:

Research Reports that are published by Nirmal Bang Securities Private Limited (hereinafter referred to as "NBSPL") are for private circulation only. NBSPL is a registered Research Analyst under SEBI (Research Analyst) Regulations, 2014 having Registration no. INH000001766. NBSPL is also a registered Stock Broker with National Stock Exchange of India Limited, BSE Limited, Metropolitan Stock Exchange of India Limited, Multi Commodity Exchange of India Limited and , National Commodity and Derivative Exchange Limited in Capital Market , Equity and Commodities derivatives segments and Currency Derivatives Segment .

NBSPL has other business divisions with independent research teams separated by Chinese walls, and therefore may, at times, have different or contrary views on stocks and markets.

NBSPL or its associates have not been debarred / suspended by SEBI or any other regulatory authority for accessing / dealing in securities Market since last 20 years. NBSPL, its associates or analyst or his relatives do not hold any financial interest (Except Investment) in the subject company. NBSPL or its associates or Analyst do not have any conflict or material conflict of interest at the time of publication of the research report with the subject company. NBSPL or its associates or Analyst or his relatives may or may not hold beneficial ownership of 1% or more in the subject company at the end of the month immediately preceding the date of publication of this research report.

NBSPL or its associates / analyst has not received any compensation / managed or co-managed public offering of securities of the company covered by Analyst during the past twelve months. NBSPL or its associates have not received any compensation or other benefits from the company covered by Analyst or third party in connection with the research report. Analyst has not served as an officer, director or employee of Subject Company. NBSPL / analyst has not been engaged in market making activity of the subject company.

**Analyst Certification:** The research analysts and authors of these reports, hereby certify that the views expressed in this research report accurately reflects my/our personal views about the subject securities, issuers, products, sectors or industries. It is also certified that no part of the compensation of the analyst(s) was, is, or will be directly or indirectly related to the inclusion of specific recommendations or views in this research. The analyst(s) principally responsible for the preparation of this research report and has taken reasonable care to achieve and maintain independence and objectivity in making any recommendations.

## Disclaimer:

The Research Report is for the personal information of the authorized recipient and does not construe to be any investment, legal or taxation advice. NBSPL is not soliciting any action based upon it. Nothing in the research report shall be construed as a solicitation to buy or sell any security or product, or to engage in or refrain from engaging in any such transaction. In preparing the research report, we did not take into account the investment objectives, financial situation and particular needs of the reader.

The research report has been prepared for the general use of the clients of NBSPL and must not be copied, either in whole or in part, or distributed or redistributed to any other person in any form. If you are not the intended recipient you must not use or disclose the information in the research report in any way. Though disseminated to all the customers simultaneously, not all customers may receive the research report at the same time. NBSPL will not treat recipients as customers by virtue of their receiving the research report. The research report is not directed or intended for distribution to or use by any person or entity resident in a state, country or any jurisdiction, where such distribution, publication, availability or use would be contrary to law, regulation or which would subject NBSPL & its group companies to registration or licensing requirements within such jurisdictions.

The report is based on the information obtained from sources believed to be reliable, but we do not make any representation or warranty that it is accurate, complete or up-to-date and it should not be relied upon as such. We accept no obligation to correct or update the information or opinions in it. NBSPL or any of its affiliates or employees shall not be in any way responsible for any loss or damage that may arise to any person from any inadvertent error in the information contained in the research report. NBSPL or any of its affiliates or employees do not provide, at any time, any express or implied warranty of any kind, regarding any matter pertaining to this report, including without limitation the implied warranties of merchantability, fitness for a particular purpose, and non-infringement. The recipients of the research report should rely on their own investigations.

This information is subject to change without any prior notice. NBSPL reserves its absolute discretion and right to make or refrain from making modifications and alterations to this statement from time to time. Nevertheless, NBSPL is committed to providing independent and transparent recommendations to its clients, and would be happy to provide information in response to specific client queries.

Before making an investment decision on the basis of research report, the reader needs to consider, with or without the assistance of an adviser, whether the advice is appropriate in light of their particular investment needs, objectives and financial circumstances. There are risks involved in securities trading. The price of securities can and does fluctuate, and an individual security may even become valueless. International investors are reminded of the additional risks inherent in international investments, such as currency fluctuations and international stock market or economic conditions, which may adversely affect the value of the investment. Opinions expressed are subject to change without any notice. Neither the company nor the director or the employees of NBSPL accept any liability whatsoever for any direct, indirect, consequential or other loss arising from any use of the research report and/or further communication in relation to the research report. Here it may be noted that neither NBSPL, nor its directors, employees, agents or representatives shall be liable for any damages whether direct or indirect, incidental, special or consequential including lost revenue or lost profit that may arise from or in connection with the use of the information contained in the research report.

Copyright of this document vests exclusively with NBSPL.

Our reports are also available on our website

Registration granted by SEBI and certification from NISM in no way guarantee performance of NBSPL or provide any assurance of returns to investors.

### **Nirmal Bang Research (Division of Nirmal Bang Securities Pvt. Ltd.)**

B-2, 301/302, Marathon Innova,  
Opp. Peninsula Corporate Park  
Off. Ganpatrao Kadam Marg  
Lower Parel(W), Mumbai-400013  
Board No. : 91 22 6723 8000/8001  
Fax. : 022 6723 8010